

» [Member login](#) » [Send my own surveys](#) » [Quick tour](#)

## Livable Communities for All Ages Survey



Visioneering Wichita  
Older Adult Alliance

[View Individual Responses](#)

### Survey Results

America is aging. Today roughly 37 million Americans age 65 and older represent more than 12 percent of the country's total population. By the year 2030 the number of Americans in this age group will nearly double, accounting for one-fifth of the population. Due to the overwhelming desire of older Americans to age in place in their own homes, communities will face unprecedented challenges to providing the services and infrastructure that this population will demand. Yet if communities are resourceful, innovative and prudent, these challenges will be eclipsed by the enormous share of social and human capital that will be made available by the largest, healthiest, best educated and most affluent generation of older adults in American history. There are many factors that contribute to making a community livable for all ages such as a strong community plan, affordable housing, a strong network of health and supportive services, low crime, good transportation access and opportunities for civic engagement. The Visioneering Older Adult Alliance, through a grant funded by National Association of Area Agencies on Aging and Metlife is surveying and educating the community on the importance of livable communities and aging in place. The Older Adult Alliance is interested in hearing from you! Please take the time to provide your input and help us promote livable communities for all ages.

#### Demographic Information:

##### 1. My age is:

18-30		9	7%
31-45		30	22%
46-53		28	21%
55-60		32	24%
61-65		15	11%
66-70		9	7%
71-75		6	4%
76-80		5	4%
81+		0	0%
Total		134	100%

##### 2. I am:

Male		49	37%
Female		85	63%
Total		134	100%

**3.** I am:

Married		97	72%
Single, divorced		13	10%
Single, never married		7	5%
Single, have a significant other		13	10%
Widowed		4	3%
Total		134	100%

**4.** I live in:

City/Urban		123	92%
Country/Rural		10	8%
Total		133	100%

**5.** My Ethnic background is:

African American		3	2%
Asian		1	1%
Caucasian		118	89%
Hispanic/Latino		3	2%
Native American		5	4%
Other: <a href="#">View Responses</a>		3	2%
Total		133	100%

**6.** I live in:

Butler		4	3%
Harvey		6	4%
Sedgwick		121	90%
Sumner		1	1%
Other: <a href="#">View Responses</a>		2	1%
Total		134	100%

**7.** My home is:





Single Family		115	87%
Apartment		9	7%
Condominium		4	3%
Duplex		4	3%
Mobile		0	0%
Multi-family		0	0%
Total		132	100%

**8.** My home's age is:

1-10 years		24	18%
11-20 years		17	13%
21-30 years		20	15%
31-40 years		9	7%
41-50 years		9	7%
51+ years		30	22%
Zip Code: <a href="#">View Responses</a>		25	19%
Total		134	100%

Community Planning and Zoning:

**9.** Cities and communities in the Wichita Metropolitan Statistical Area (MSA - including Butler, Harvey, Sedgwick and Sumner,) are adequately planning for an influx of older adults and an environment that supports all ages and physical abilities. Examples - strong community plan, multiple housing options, a strong network of health and supportive services, safe neighborhoods, social and entertainment opportunities, good transportation access and opportunities for civic engagement.



<b>1</b> Strongly Agree		13	10%
<b>2</b> Agree		51	39%
<b>3</b> Disagree		54	41%
<b>4</b> Strongly Disagree		14	11%
Total		132	100%

**10.** Comments:

[View 42 Responses](#)



To age in place successfully, people need to have safe and easy access to services, amenities, and support networks. Please respond to the following questions from your perspective.

**11.** Do you live within walking distance of a health facility (clinic, hospital, doctor's offices)?

Yes		41	31%
No		93	69%
Total		134	100%

[View 82 Responses](#)

**12.** Do you live within walking distance of a grocery store or food market?

Yes		76	58%
No		56	42%
Total		132	100%

[View 98 Responses](#)

**13.** Do you live within walking distance of a bank, credit union or ATM?

Yes		86	67%
No		43	33%
Total		129	100%

[View 97 Responses](#)

**14.** Do you live within walking distance of a restaurant?

Yes		94	72%
No		37	28%
Total		131	100%

[View 95 Responses](#)

**15.** Do you live within walking distance of entertainment (movies, shopping, museums...?)

Yes		44	34%
No		87	66%
Total		131	100%

[View 77 Responses](#)

**16.** Do you live within walking distance of your place of worship if applicable?

Yes		15	11%
No		44	33%
N/A		30	22%
How Far? <a href="#">View Responses</a>		45	34%
Total		134	100%

**17.** Do you live within walking distance of a social meeting place (senior centers, club, faith based group, coffee shop, recreation center...)?

Yes		51	39%
No		81	61%
Total		132	100%





[View 73 Responses](#)

**18.** Comments:

[View 27 Responses](#)

**19.**





Zoning codes can allow housing in a mixed use community setting (for example integrating homes with shops, schools, businesses and community centers to create a desirable, safe and livable community for all). My community/neighborhood supports mixed uses.

<b>1</b> Strongly Agree		17	13%
<b>2</b> Agree		51	40%
<b>3</b> Disagree		45	35%
<b>4</b> Strongly Disagree		14	11%
Total		127	100%

**20.** Comments:





[View 28 Responses](#)

**21.** My city and county zoning codes are flexible enough for mixed use development.

Yes		26	20%
No		22	17%
Don't Know		80	60%
Comments: <a href="#">View Responses</a>		5	4%
Total		133	100%

Transportation: To live independently, individuals typically need access to goods and services they need. In most communities, that means owning and driving a car. A person's physical and functional abilities impact their transportation options. The physical environment can compound difficulties for example poor signage and road design can confuse and endanger drivers of all ages and physical abilities.




**22.** My community/neighborhood has adequate transit options for individuals of all ages and physical abilities (bus, taxi, car, trains/shuttles or other transportation services.)

<b>1</b> Strongly Agree		3	2%
<b>2</b> Agree		26	19%
<b>3</b> Disagree		58	43%
<b>4</b> Strongly Disagree		47	35%
Total		134	100%

**23.** Comments:

[View 50 Responses](#)

**24.** My community/neighborhood is designed to accommodate bicycles and pedestrians (bike lanes/bike racks, sidewalks, crosswalks, signage, lighting...)

<b>1</b> Strongly Agree		9	7%
<b>2</b> Agree		59	44%
<b>3</b> Disagree		44	33%

<b>4</b> Strongly Disagree		22	16%
Total		134	100%

**25.** Comments:

[View 42 Responses](#)

Housing: Health and mobility problems can make it difficult to safely move about one's home, perform repairs and maintain a yard. According to Universal Design standards, construction or renovation for housing should include basic design elements such as ground floor bathroom and laundry, wider doorways, level thresholds, lever door handles and one entry that is step free.

**26.** If you were disabled or injured and required a wheel chair, would your home be able to accommodate the change in your mobility?

Yes		20	15%
No		86	64%
Don't Know		9	7%
Comments: <a href="#">View Responses</a>		19	14%
Total		134	100%

If homes are made friendly to people of all ages and physical abilities through Universal Design standards then older adults/individuals can remain active in their community and avoid or delay moving to nursing homes or residential care facilities.

**27.** Would you be interested in renovating your current home or buying a home that meets Universal Design standards now or in the future?

Yes		76	58%
No		31	24%
Comments: <a href="#">View Responses</a>		24	18%
Total		131	100%

**28.** The Visioneering Older Adult Alliance efforts to promote livable communities for all ages are worthwhile and should be continued.

<b>1</b> Strongly Agree		57	45%
<b>2</b> Agree		65	52%
<b>3</b> Disagree		2	2%
<b>4</b> Strongly Disagree		2	2%
Total		126	100%

**29.** Comments:

[View 23 Responses](#)

**30.**

You are invited to join the Visioneering Older Adult Alliance as we develop strategies and plan for more a more livable community. The Older Adult Alliance meets once a month on the second Tuesday from 3:00 to 4:30 p.m. at the West River Plaza. Please give us information on how to reach you:

[View 19 Responses](#)



[Online Surveys](#) | [Sign Up For FREE](#) | [View Our Features](#)

© 2011 Copyright MarketTools Inc. All Rights Reserved. [Privacy Policy](#) | [Terms Of Use](#) | [Help](#)