



**WICHITA STATE
UNIVERSITY**

**CENTER FOR COMMUNITY SUPPORT
AND RESEARCH**

OFFICE LOCATION | 358 N. Main,
Wichita KS 67202

PHONE | 316.978.3843

TOLL FREE IN KS | 800.445.0116

FAX | 316.978.3593

WEBSITE | <http://www.ccsr.wichita.edu>

TWITTER | <http://www.twitter.com/wsuccsr>

Strengthening Organizations, Strengthening Communities

Child Abuse Fatalities Community Response Team 2009 Feedback Report

May 23, 2010

Project Overview

The Child Abuse Fatalities Community Response Team was established in the fall of 2008, created to carry out a prevention plan developed by the Visioneering Wichita Birth-K Alliance. To this end, a coalition of over 50 individuals across thirty-five local agencies was formed. The coalition meets quarterly as a whole, and monthly in two separate work groups: The Community Awareness Work Group and the Parent Support Work Group. This report is based on the input of thirty-two members (response rate = 64%). The survey instrument was designed by Wichita State University Center for Community Support and Research and the CAFCRT design team for the purpose of gaining feedback on the environment and logistics of the CAFCRT work groups, facilitation, and project progress in 2009. Participant responses were kept confidential and anonymous. Results of this report will be used to guide the response team's work going forward.

Contributing Agencies

- KS Children's Cabinet & Trust Fund
- District Attorney's Office
- Via Christi, St. Joseph Hospital
- Wichita State Univ. Social Work Dept.
- Rainbows United
- SG County Health Dept., Healthy Babies
- Wichita Community Foundation
- Child Advocacy Center
- Wichita Child Guidance Center
- USD 259 Parents As Teachers
- Male Focus Coalition
- Parent Leaders
- Community Representatives
- Futures Unlimited
- Harvey County Health Dept.
- Butler County Smart Start
- Sedgwick County Re-Entry Program
- Kansas Children's Service League
- SRS
- Wichita Children's Home
- Wesley Hospital
- KU Medical School
- Child Start
- Children's Mercy Hospital
- United Way of the Plains
- KS Coalition for School Readiness
- Bothner and Bradley Consulting
- Catholic Charities
- KS Health Foundation
- Connecting Point
- Faith Based Community Representatives
- SG Co Permanency Council
- DCCCA
- Youthville
- Delta Dental of Kansas
- Center for Health and Wellness
- WSU CCSR

Overall Project Progress

Table 1: Overall Feedback (N=32)	Strongly Disagree (1)	Disagree (2)	Somewhat Disagree (3)	Somewhat Agree (4)	Agree (5)	Strongly Agree (6)	Average Score on 1-6 Scale
I have had an opportunity to engage in the project (n=30)	3% (n=1)	10% (n=3)	3% (n=1)	3% (n=1)	40% (n=12)	40% (n=12)	4.87
The purpose of the project is clear to me	6% (n=2)	9% (n=3)		9% (n=3)	28% (n=9)	47% (n=15)	4.84
I am satisfied with the amount of work the group has accomplished to date in the large group	6% (n=2)	9% (n=3)		6% (n=2)	47% (n=15)	31% (n=10)	4.72
I am satisfied with the amount of work the group has accomplished to date in the Community Awareness Work Group	9% (n=3)	6% (n=2)	3% (n=1)	3% (n=1)	44% (n=14)	34% (n=11)	4.69
I am satisfied with the amount of work the group has accomplished to date in the Parent Support Work Group	6% (n=2)	9% (n=4)	6% (n=1)	12% (n=4)	44% (n=14)	22% (n=7)	4.41
I would like to see this group accomplish a lot more next year (n=31)	3% (n=1)	13% (n=4)	7% (n=2)	16% (n=5)	42% (n=13)	19% (n=6)	4.39

*NOTE: Percentages in Table 1 were rounded to the nearest whole number, therefore not every row will add up to exactly 100%. Percentages are also based on an N of 32 (number of respondents who answered each question) unless otherwise specified in the far left column. Average scores were calculated for the number of survey respondents who answered the question, not the total number of respondents.

WSU Facilitation

Table 2: Facilitation Feedback (N=32)	Strongly Disagree (1)	Disagree (2)	Somewhat Disagree (3)	Somewhat Agree (4)	Agree (5)	Strongly Agree (6)	Average Score on 1-6 Scale
The facilitator has been helpful in moving the Community Awareness Work Group forward (n=31)	3% (n=1)				45% (n=14)	52% (n=16)	5.39
The facilitator has been helpful in moving the large group forward (n=31)	3% (n=1)			3% (n=1)	52% (n=16)	42% (n=13)	5.26
Meetings have been well organized (n=31)	3% (n=1)			10% (n=3)	45% (n=14)	42% (n=13)	5.19
The facilitator has been helpful in moving the Parent Support Work Group forward (n=30)	3% (n=1)			10% (n=3)	50% (n=15)	37% (n=11)	5.13
The facilitator adapts the agenda to fit the needs of the large group. (n=31)	3% (n=1)		3% (n=1)	7% (n=2)	52% (n=16)	36% (n=11)	5.10
The facilitator solicits input from all members of the large group.	3% (n=1)	6% (n=2)		9% (n=3)	44% (n=14)	38% (n=12)	5.03

*NOTE: Percentages in Table 2 were rounded to the nearest whole number, therefore not every row will add up to exactly 100%. Percentages are also based on an N of 32 (number of respondents who answered each question) unless otherwise specified in the far left column. Average scores were calculated for the number of survey respondents who answered the question, not the total number of respondents.

What comments do you have about the facilitation of this project?

- The facilitator has had their work cut out to keep the main speaker focused
- Facilitation assists the groups to focus on goals and expectations. Keeps us on task.
- The facilitator does an excellent job of keeping us on track
- Our facilitator in the Community Awareness Group always helps to keep us on track
- She's been fabulous keeping us on track

Community Response Team (Large Group)

Figure 1: How many large group meetings did you attend in 2009?

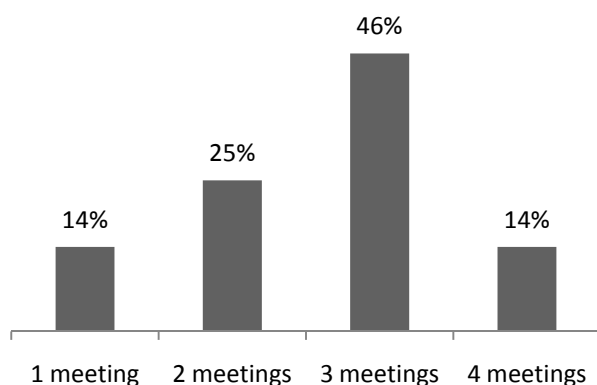


Table 3: Large Group Feedback (N=28)	Strongly Disagree (1)	Disagree (2)	Somewhat Disagree (3)	Somewhat Agree (4)	Agree (5)	Strongly Agree (6)	Average Score on 1-6 Scale
The large group meets often enough (n=27)	4% (n=1)			7% (n=2)	70% (n=19)	19% (n=5)	4.96
The large group meeting locations are convenient	4% (n=1)		4% (n=1)	11% (n=3)	56% (n=15)	26% (n=7)	4.93
The large group meeting times are convenient (n=27)	4% (n=1)	4% (n=1)	4% (n=1)	7% (n=2)	64% (n=18)	18% (n=5)	4.79
The large group meetings are attended by the right people (n=26)	4% (n=1)			27% (n=7)	58% (n=15)	12% (n=3)	4.69
The large group meets too often (n=26)	15% (n=4)	46% (n=12)	23% (n=6)	8% (n=2)	4% (n=1)	4% (n=1)	2.50

*NOTE: Percentages in Table 3 were rounded to the nearest whole number, therefore not every row will add up to exactly 100%. Percentages are also based on an N of 28 (number of respondents who answered each question) unless otherwise specified in the far left column. Average scores were calculated for the number of survey respondents who answered the question, not the total number of respondents.

What were the most important accomplishments of the large group in 2009?

- Support of PPC (n=8)
- The collaboration (n=4)
- Media campaign(n=2)
- School inclusion
- Task group education
- Funding
- Analyzing data & selecting targeted strategies- guidance on projects
- Getting hospitals involved

What do you hope the large group will accomplish in 2010?

- Further community awareness (n=4)
- More of Dose 3 (n=3)
- Looking at data from serious child abuse cases (requiring medical attention) and not just fatalities (n=2)
- Collaboration of agencies and service delivery (n=2)
- Increasing prevention efforts (n=2)
- Support of nationwide efforts
- More community involvement
- Extend efforts and increase community awareness of existing efforts
- Set new goals beginning of this year
- Keep peripheral people involved

Community Awareness Work Group

Figure 2: How many Community Awareness Work Group meetings did you attend in 2009?

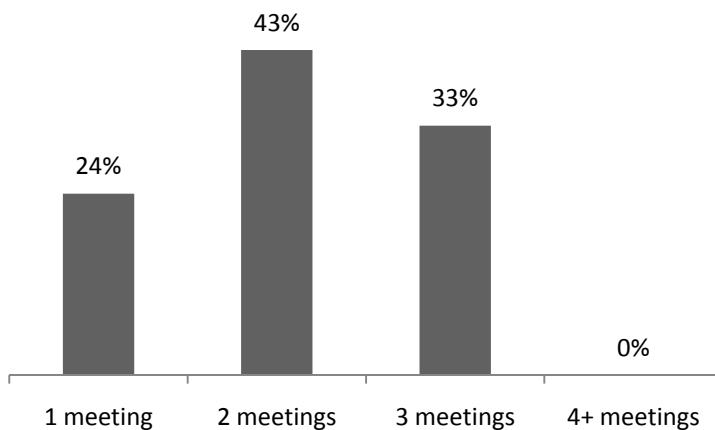


Table 4: Community Awareness Work Group Feedback (N=21)	Strongly Disagree (1)	Disagree (2)	Somewhat Disagree (3)	Somewhat Agree (4)	Agree (5)	Strongly Agree (6)	Average Score on 1-6 Scale
Community Awareness meets often enough (n=20)	5% (n=1)				70% (n=14)	25% (n=5)	5.05
Community Awareness meeting locations are convenient	5% (n=1)			5% (n=1)	72% (n=15)	19% (n=4)	4.95
Community Awareness meetings are attended by the right people	5% (n=1)			19% (n=4)	62% (n=13)	14% (n=3)	4.86
Community Awareness meeting times are convenient	5% (n=1)	5% (n=1)	5% (n=1)	5% (n=1)	62% (n=13)	19% (n=4)	4.71
Community Awareness meets too often (n=18)	22% (n=7)	39% (n=7)	33% (n=6)			6% (n=1)	2.33

*NOTE: Percentages in Table 4 were rounded to the nearest whole number, therefore not every row will add up to exactly 100%. Percentages are also based on an N of 21 (number of respondents who answered each question) unless otherwise specified in the far left column. Average scores were calculated for the number of survey respondents who answered the question, not the total number of respondents.

What were the most important accomplishments of the Community Awareness Work Group in 2009?

- PPC (n=8)
- Putting stats together, working on phases
- Evidence based material selected and implemented
- School involvement in training
- Junior League training and SRO's
- Bringing the importance of the safety of our children to the community
- Hospital involvement

What do you hope the Community Awareness Work Group will accomplish in 2010?

- More awareness and support for children's safety and health across Kansas (n=2)
- Further evaluation with families
- Continue dose 3
- Release information to neighborhood groups
- Involvement in PPC events
- Identify and implement new ways to help families (new programs)
- Reaching remaining targeted audiences with the Period of PURPLE Crying
- Address caregiver issue/non-biological parent abuse

Parent Support Work Group

Figure 3: How many Parent Support Work Group meetings did you attend in 2009?

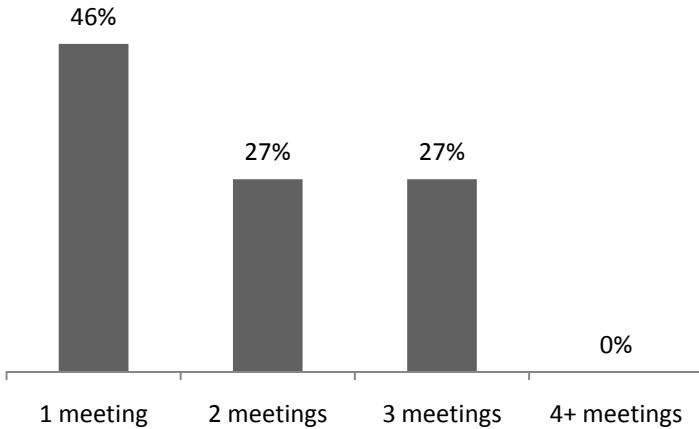


Table 5: Parent Support Work Group Feedback (N=11)	Strongly Disagree (1)	Disagree (2)	Somewhat Disagree (3)	Somewhat Agree (4)	Agree (5)	Strongly Agree (6)	Average Score on 1-6 Scale
Parent Support meeting times are convenient	9% (n=1)		9% (n=1)		46% (n=5)	36% (n=4)	4.82
Parent Support meeting locations are convenient	9% (n=1)		9% (n=1)	9% (n=1)	27% (n=3)	46% (n=5)	4.82
Parent Support meets often enough	9% (n=1)			9% (n=1)	64% (n=7)	18% (n=2)	4.72
Parent Support meetings are attended by the right people	9% (n=1)	9% (n=1)		18% (n=2)	55% (n=6)	9% (n=1)	4.46
Parent Support meets too often	9% (n=1)	73% (n=8)	18% (n=2)				2.09

*NOTE: Percentages in Table 5 were rounded to the nearest whole number, therefore not every row will add up to exactly 100%.

What were the most important accomplishments of the Parent Support Work in 2009?

- Work with the Strengthening Families Resource Map and identifying prenatal programs which would benefit from receiving the map.
- Networking of hospitals with home visitation programs
- Implementing Period of Purple Crying (n=2)
- Completing family resource map

What do you hope the Parent Support Work will accomplish in 2010?

- Strengthening families resource map
- Networking
- More collaboration on hospital to home project

Wichita State University's Center for Community Support & Research (CCSR) is dedicated to improving the health of Kansans through leadership development, organizational capacity building, and community collaboration. CCSR's skilled staff works directly with community coalitions, non-profits, government entities, health and human services organizations, and self-help groups.

Want to know more about this report? Contact Trisha Peaster at trisha.peaster@wichita.edu